


Eclipse 日食

**724A 吊灯** R-design  
Suspended luminaires technical data sheet

724A 日食吊灯, 灯体采用钢板材质, 反射表面Nanoflex纳米喷涂, 反射效率高达93%。二次反射间接照明出光舒适柔和, 扩散角度广, 防眩光效果好。先进的热管理技术, 散热效果优异, 确保了灯具最大光输出的持续性及色温的一致性。  
应用场所: 写字楼、商业洽谈区、商业店铺、商场、酒店、公共建筑等。

724A Eclipse series, housing made of steel sheet and aluminum frame, reflection surface is in Nanoflex powder coating with very high reflection efficiency to achieve the maximum output efficiency and makes soft and glare free light output with wide beam angle via secondary reflection. Advanced thermal management technology to ensure consistency of LED life span, color temperature and maximize output lumens.  
Applications: Offices, schools, hospitals, hotels, shopping malls, public buildings etc.

产品细节 Details



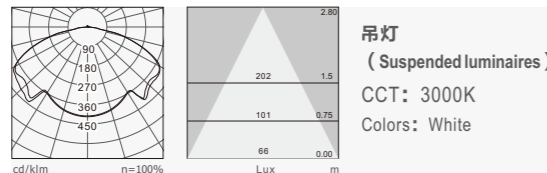
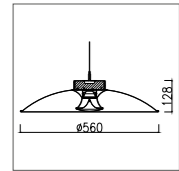
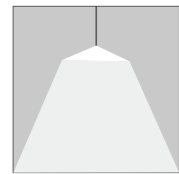

规格参数 Technical Data

名称: 724A 吊灯  
类型: 吊灯  
灯体材料: 钢板材料, 铝合金边框  
表面处理: 纳米涂层喷涂  
控光面罩: PMMA  
光源: COB  
整灯光效: 71 lm/W  
显色指数: ≥80  
色温: 3000K/4000K/6500K  
输入电压: 220-240V  
驱动电源: 高转换率驱动电源  
灯具寿命: 3万小时  
电气等级: II

**Product name:** 724A Suspended luminaire  
**Type:** Suspended luminaires  
**Housing material:** Steel sheet and aluminum frame  
**Surface finish:** Nanoflex powder coating  
**Diffuser material:** PMMA  
**Light source:** COB  
**Luminaire efficiency:** 71 lm/W  
**CRI:** ≥80  
**Color temperature:** 3000K / 4000K / 6500K  
**Input voltage:** 220-240V  
**Driver:** High efficiency driver  
**Lifespan:** 30000h  
**Electrical grade:** II

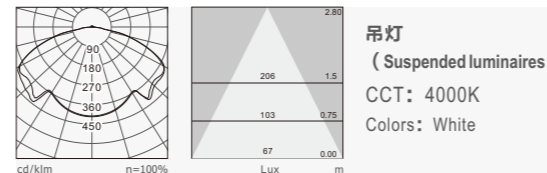
 Indoor 室内适用	 General lighting 基础照明	 High efficiency 高光效	 Long life 长寿命	 Anti glare 防眩光	 Accurate light distribution 准配光
 No flickering 无频闪	 Protection level 防护等级	 Double insulated structure 双重绝缘结构	 Fire protection 防火	 Low lumen depreciation 低光衰	 color-temp changing 调色温驱动电源
 Microwave sensor 微波感应控制	 Emergency kits 应急照明组件	 DALI	 light control 光控	 Wifi or Ble, Zigbee	 1-10V dimming 1-10V调光
 China Compulsory Certification 3C认证	 CE certification CE认证	 CB certification CB认证			

标准灯具 Standard single fitting



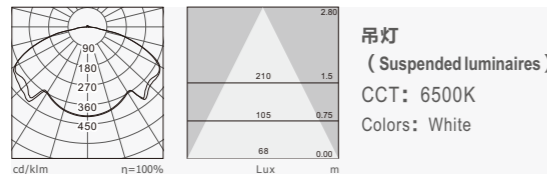
吊灯  
 (Suspended luminaires)  
 CCT: 3000K  
 Colors: White

Item No: 724A-SM560T30W  
 Power | Flux: 30W / 2130 lm  
 L\*W\*H:  $\phi$  560\*128



吊灯  
 (Suspended luminaires)  
 CCT: 4000K  
 Colors: White

Item No: 724A-SM560T30W  
 Power | Flux: 30W / 2150 lm  
 L\*W\*H:  $\phi$  560\*128



吊灯  
 (Suspended luminaires)  
 CCT: 6500K  
 Colors: White

Item No: 724A-SM560T30W  
 Power | Flux: 30W / 2170 lm  
 L\*W\*H:  $\phi$  560\*128

关联产品 Related products



P337

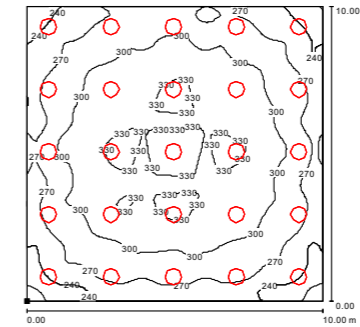


P337

应用参考 Application reference

Open space: 10m x 10m x 3m; reflectance (%) : ceiling80/wall50/floor20/ floor ceiling walls; illuminance is the average lux level on 0.75m working surface; "H" is the fittings installation height

开放式空间: 10m x 10m x 3m; 反射率(%): 天花板 80/墙壁50/地板20; 照度为 0.75m工作面平均照度; H为灯具安装离地高度。



均匀布灯 H=2.5m Single fitting application

Item No	Power   Flux	Number	W/m <sup>2</sup>	H=2.8m Illuminance(Lux)
724A-SM560T30W	30W / 2130 lm	25	7.5	292



→  
 Eclipse  
 日食系列  
 724A吊灯  
 公共场所实景图