

Jago 匠光

901 吸顶灯

Ceiling surface mounted luminaires technical data sheet

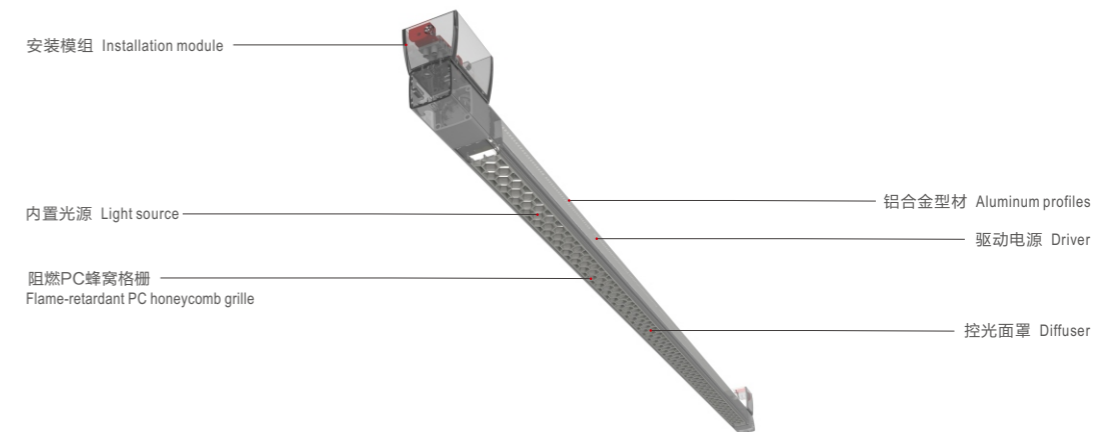
901 匠光线形吸顶灯为简约式LED灯具，采用优质铝合金型材灯体，无螺丝压铸铝端盖，表面细沙氧化，阻燃PC蜂窝格栅面罩，灯具线条硬朗美观、外观尺寸比例科学，结构合理，安装维护方便灵活。灯具结合TIR控光技术，实现精准控制与高效率传递的统一，软开关技术体验耐贝西曲线舒缓而渐入佳境。先进的热管理技术，散热优异，确保了灯具最大光输出的持续性及色温的一致性。

应用场所：写字楼、学校、医院、高档超市、商场、酒店等公共建筑。

901 series suspend mounted linear LED luminaire, housing made of high pressure extruded aluminum construction, die-cast aluminum end caps with no visible screws, Surface treatment is the sand oxidation and Flame retardant PC honeycomb louver, UV and corrosion resistance, with beautiful appearance, the scientific proportion and reasonable dimensions, flexible installing methods, light body, excellent heat dissipation. The luminaire adopted TIR optic-control technology, achieve unification between precise control and high efficiency. Getting better with the "Lumbency curve" that brought by unique soft switch technology. Advanced thermal management technology to ensure consistency of LED life span, color temperature and maximize output lumens.

Applications: Office, Educational Institutes, Hospitals, Warehouses, Hospitality, Retails Etc.

产品细节 Details



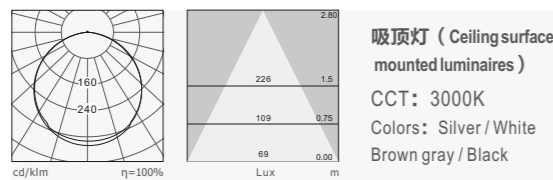
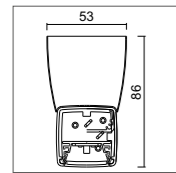
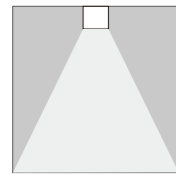
规格参数 Technical Data

名称: 901 吸顶灯  
 类型: 吸顶灯  
 灯体材料: 优质铝合金  
 表面处理: 细沙氧化(银色/褐灰色/哑光黑)  
 哑光粉末喷涂(哑光白)  
 控光面罩: 阻燃PC蜂窝格栅  
 光源: SMD  
 整灯光效: 90 lm/W  
 显色指数: >90  
 色温: 3000K / 4000K / 6500K  
 输入电压: 220V / 50Hz  
 驱动电源: 高转换率驱动电源  
 灯具寿命: 3万小时  
 电气等级: I

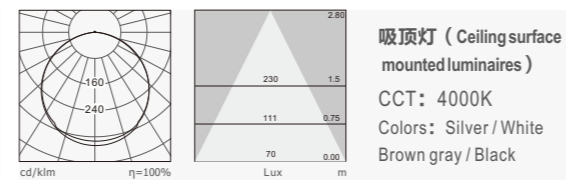
**Product name:** 901 Ceiling surface mounted luminaire  
**Type:** Ceiling surface mounted luminaires  
**Housing material:** High-quality Aluminum alloy  
**Surface finish:** Fine sand oxidation (silver/brown gray/black)  
 Matte powder coating (matte white)  
**Diffuser material:** Flame-retardant PC honeycomb grille  
**Light source:** SMD  
**Luminaire efficiency:** 90 lm/W  
**CRI:** >90  
**Color temperature:** 3000K / 4000K / 6500K  
**Input voltage:** 220V / 50Hz  
**Driver:** High efficiency driver  
**Lifespan:** 30000h  
**Electrical grade:** I



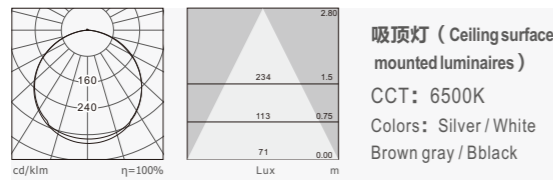
标准灯具 Standard single fitting



Item No	Power   Flux	L*W*H
901-CB1200H18W	18W / 1620 lm	1200*53*86
901-CB1800H27W	27W / 2430 lm	1800*53*86
901-CB1200H36W	36W / 3240 lm	1200*53*86
901-CB1800H54W	54W / 4860 lm	1800*53*86



Item No	Power   Flux	L*W*H
901-CB1200H18W	18W / 1640 lm	1200*53*86
901-CB1800H27W	27W / 2450 lm	1800*53*86
901-CB1200H36W	36W / 3260 lm	1200*53*86
901-CB1800H54W	54W / 4880 lm	1800*53*86

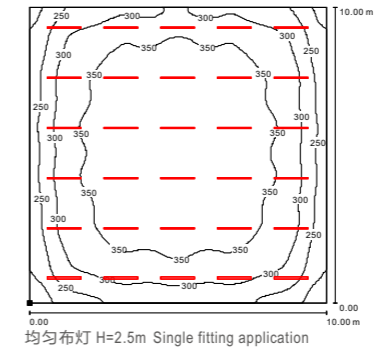


Item No	Power   Flux	L*W*H
901-CB1200H18W	18W / 1660 lm	1200*53*86
901-CB1800H27W	27W / 2470 lm	1800*53*86
901-CB1200H36W	36W / 3280 lm	1200*53*86
901-CB1800H54W	54W / 4900 lm	1800*53*86

应用参考 Application reference

**Open space:** 10m x 10m x 3m; reflectance (%): ceiling80/wall50/floor20/ floor ceiling walls; illuminance is the average lux level on 0.75m working surface; "H" is the fittings installation height

**开放式空间:** 10m x 10m x 3m; 反射率(%): 天花板 80/墙壁50/地板20; 照度为 0.75m工作面平均照度; H为灯具安装离地高度。



Item No	Power   Flux	Number	W/m <sup>2</sup>	H=2.8m Illuminance(Lux)
901-CB1200T18W	18W / 1620 lm	36	6.48	326

关联产品 Related products

