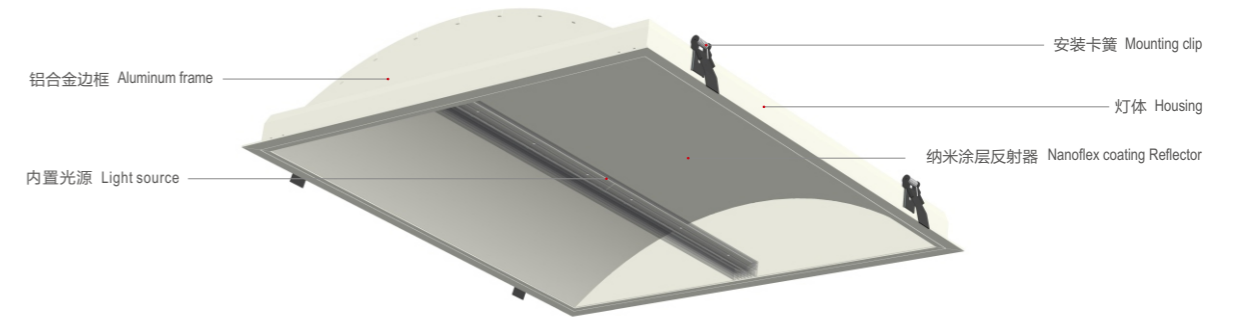




产品细节 Details



规格参数 Technical Data

名称: 738E 嵌入灯  
 类型: 嵌入灯  
 灯体材料: 优质铝合金  
 表面处理: 纳米喷涂  
 控光面罩: PMMA  
 光源: SMD  
 整灯光效: 85 lm/W  
 显色指数: ≥83  
 色温: 3000K / 4000K / 6500K  
 输入电压: 220-240V  
 驱动电源: 高转换率驱动电源  
 灯具寿命: 3万小时  
 电气等级: II

**Product name:** 738E Recessed luminaire  
**Type:** Recessed luminaires  
**Housing material:** High-quality Aluminum alloy  
**Surface finish:** Nanoflex  
**Diffuser material:** PMMA  
**Light source:** SMD  
**Luminaire efficiency:** 85 lm/W  
**CRI:** ≥83  
**Color temperature:** 3000K / 4000K / 6500K  
**Input voltage:** 220-240V  
**Driver:** High efficiency driver  
**Lifespan:** 30000h  
**Electrical grade:** II

Victor 维克多

738E 嵌入灯

Recessed luminaires technical data sheet

738E 维克多嵌入灯系列采用创新的整体铝合金结构。外观尺寸比例科学，灯具线条流畅美观。反射飞翼采用 Nanoflex® 纳米喷涂技术，以实现灯具最高效率，二次反射型灯具，出光柔和无阴影，扩散角度广，先进的热管理技术，散热效果优异，确保了灯具最大光输出的持续性及色温的一致性。

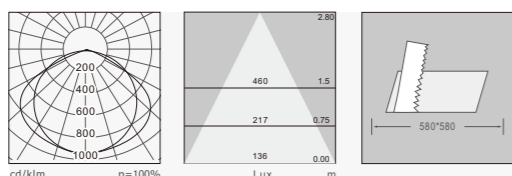

应用场所: 写字楼、学校、医院、高档超市、酒店、商场、公共建筑等。

738E series housing made of high quality steel sheet plus aluminum frame with reflection housing in Nanoflex powder coating technology to achieve the maximum output efficiency and makes soft and shadow free light output via secondary reflection and wider beam angle. Advanced thermal management technology to ensure consistency of LED life span, color temperature and maximize output lumens.

Applications: Offices, schools, hospitals, hotels, shopping malls, public buildings etc.

Indoor 室内适用	General lighting 基础照明	High efficiency 高光效	Long life 长寿命	Anti glare 防眩光	Accurate light distribution 准配光
No flickering 无频闪	IP 20 Protection level 防护等级	Double insulated structure 双重绝缘结构	Fire protection 防火	Low lumen depreciation 低光衰	color-temp changing 调色温驱动电源
Microwave sensor 微波感应控制	Emergency kits 应急照明组件	DALI	light control 光控	Wifi or Ble, Zigbee	1-10V 1-10V dimming 1-10V调光
China Compulsory Certification 3C认证	CE certification CE认证	CB certification CB认证			

标准灯具 Standard single fitting



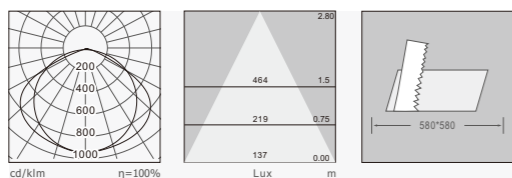
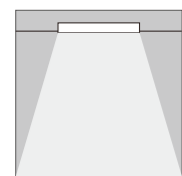
低功率 (HE)

CCT: 3000K  
Colors: White

Item No  
738E-RM598T36W

Power | Flux  
18W / 3060 lm

L\*W\*H  
598\*598\*110



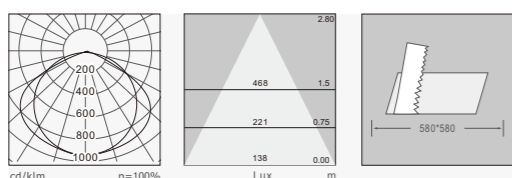
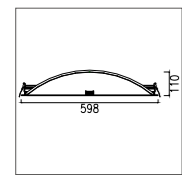
低功率 (HE)

CCT: 4000K  
Colors: White

Item No  
738E-RM598T36W

Power | Flux  
18W / 3080 lm

L\*W\*H  
598\*598\*110



低功率 (HE)

CCT: 6500K  
Colors: White

Item No  
738E-RM598T36W


Power | Flux  
18W / 3100 lm

L\*W\*H  
598\*598\*110

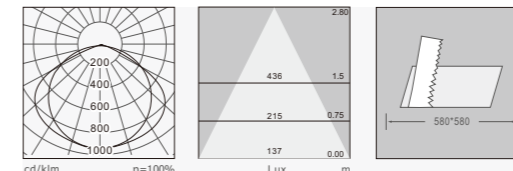
关联产品 Related products



P137



P141



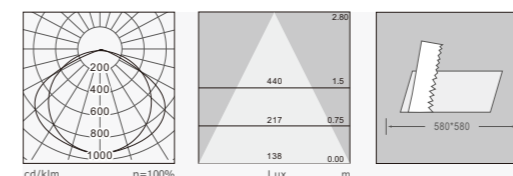
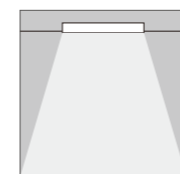
低功率 (HE)

CCT: 3000K  
Colors: White

Item No  
738E-RM1198T36W

Power | Flux  
18W / 3060 lm

L\*W\*H  
1198\*298\*80



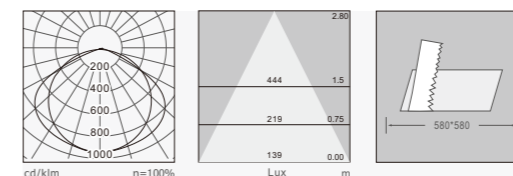
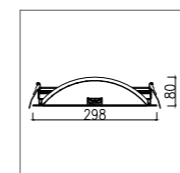
低功率 (HE)

CCT: 4000K  
Colors: White

Item No  
738E-RM1198T36W

Power | Flux  
18W / 3080 lm

L\*W\*H  
1198\*298\*80



低功率 (HE)

CCT: 6500K  
Colors: White

Item No  
738E-RM1198T36W

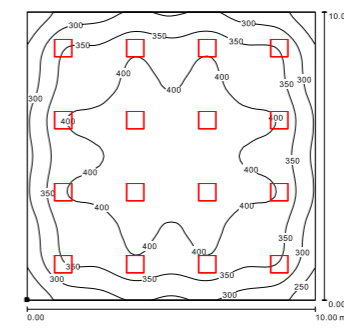
Power | Flux  
18W / 3100 lm

L\*W\*H  
1198\*298\*80

应用参考 Application reference

**Open space:** 10m x 10m x 3m; reflectance (%) : ceiling80/wall50/floor20/ floor ceiling walls; illuminance is the average lux level on 0.75m working surface; "H" is the fittings installation height

**开放式空间:** 10m x 10m x 3m; 反射率(%): 天花板 80/墙壁50/地板20; 照度为 0.75m工作面平均照度; H为灯具安装离地高度。



均匀布灯 H=2.5m Single fitting application

Item No	Power   Flux	Number	W/m <sup>2</sup>	H=2.8m Illuminance(Lux)
738E-RM1198T36W	36W / 3060 lm	16	2.16	392